



# MASTER PL-C Xtra 4 Pin

## MASTER PL-C Xtra 26W/840/4P 1CT

MASTER PL-C Xtra is an efficient compact fluorescent lamp, typically used in general downlights for retail, hospitality and office applications. MASTER PL-C Xtra lamps furthermore provide significantly lower operating costs thanks to their lifetime, which is more than double that of a standard MASTER PL-C lamp, and their very low early failure rate. The original Philips-invented bridge technology guarantees optimum performance in the application, enabling more light and higher efficacy than the bended technology. The 4-pin version is designed for operation on electronic HF control gear with integrated pre-heat and is provided with a plug-in/pull-out lamp base.

### Product data

#### • General Characteristics

Cap-Base	G24q-3
Cap-Base Information	4P
Life to 10% failures EM	12000 hr
Life to 10% fail Preheat EL,3h	20000 hr
Life to 10% fail Nonpreh EL,3h	6000 hr
Life to 50% failures EM	16000 hr
Life to 50% fail Preheat EL,3h	33000 hr
Life to 50% fail Nonpreh EL,3h	9000 hr
LSF HF Preheat 2000h Rated,3h	99 %
LSF HF Preheat 4000h Rated,3h	98 %
LSF HF Preheat 6000h Rated,3h	97 %
LSF HF Preheat 8000h Rated,3h	96 %
LSF HF Preheat 12000h Rated,3h	95 %
LSF HF Preheat 16000h Rated,3h	94 %
LSF HF Preheat 20000h Rated,3h	90 %

#### • Light Technical Characteristics

Color Code	840 [CCT of 4000K]
Color Rendering Index	82 Ra8
Color Designation (text)	Cool White

Color Temperature	4000 K
Luminous Flux EM 25°C, Rated	1800 Lm
Luminous Flux EM 25°C, Nominal	1800 Lm
Luminous Flux EL 25°C, Rated	1800 Lm
Luminous Flux EL 25°C, Nominal	1800 Lm
Lum Efficacy Rated EM 25°C	75 Lm/W
Lum Efficacy Rated HF 25°C	75 Lm/W
LLMF HF 2000h Rated	92 %
LLMF HF 4000h Rated	88 %
LLMF HF 6000h Rated	86 %
LLMF HF 8000h Rated	84 %
LLMF HF 12000h Rated	81 %
LLMF HF 16000h Rated	79 %
LLMF HF 20000h Rated	78 %
Design Temperature	28 C
Chromaticity Coordinate X	380 -
Chromaticity Coordinate Y	380 -

#### • Electrical Characteristics

Lamp Wattage	26 W
--------------	------

## MASTER PL-C Xtra 4 Pin

Lamp Wattage EM 25°C, Nominal	26 W
Lamp Wattage EM 25°C, Rated	26.0 W
Lamp Wattage EL 25°C, Rated	24.0 W
Lamp Wattage EL 25°C, Nominal	26 W
Lamp Voltage EM 25°C	105 V
Lamp Voltage EL 25°C	80 V
Lamp Current EM 25°C	0.325 A
Lamp Current EL 25°C	0.300 A
Dimmable	Yes

### • Environmental Characteristics

Energy Efficiency Label (EEL)	A
Mercury (Hg) Content	3.0 mg
Energy consumption kWh/1000h	29 kWh

### • Product Dimensions

Base Face to Base Face A	130.7 (max) mm
-----------------------------	----------------

Insertion Length B	149.0 (max) mm
Overall Length C	163.9 (max) mm
Diameter D	27.1 (max) mm
Diameter D1	27.1 (max) mm

### • Product Data

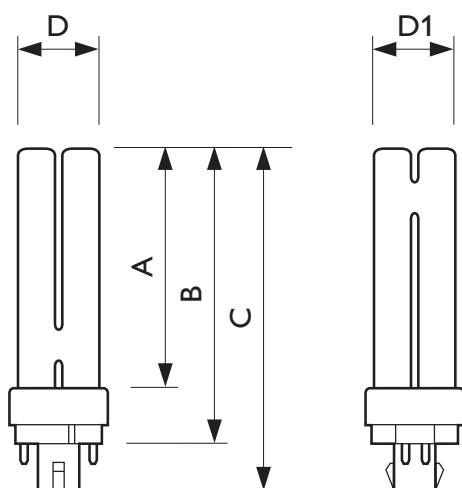
Order code	927906384014
Full product code	927906384014
Full product name	MASTER PL-C Xtra 26W/840/4P 1CT
Order product name	MASTER PL-C Xtra 26W/840/4P 1CT/5X10CC
Pieces per pack	1
Packing configuration	5X10CC
Packs per outerbox	50
Bar code on pack - EAN1	8711500898920
Bar code on inter- mediate packing - EAN2	8711500898937
Bar code on outerbox - EAN3	8711500898944
Logistic code(s) - 12NC	927906384014
ILCOS code	FSQ-26/40/1B-E-G24q=3
Net weight per piece	60.400 gr

- Shorter lamp life when often switching and not well pre-heated electrodes

## Warnings and Safety

- Lamp light technical and electrical characteristics are influenced by operating conditions, i.e. lamp ambient temperature and operating position as well as applied HF control gear

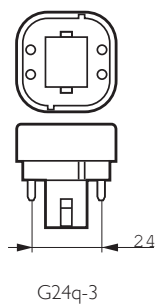
## Dimensional drawing



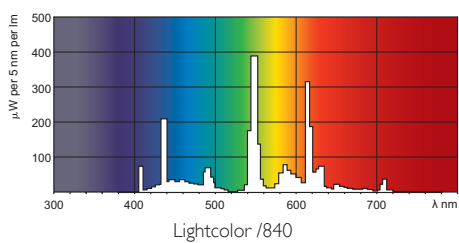
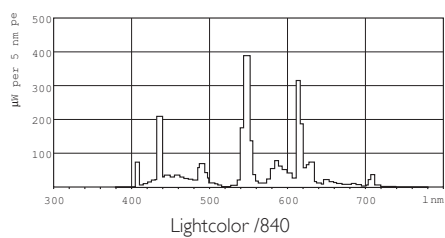
### MASTER PL-C Xtra 26W/840/4P 1CT

Product	A (Max)	B (Max)	C (Max)	D (Max)	D1 (Max)
PL-C Xtra 26W/840/4P	130.7	149.0	163.9	27.1	27.1

## Dimensional drawing



## Photometric data



© 2014 Koninklijke Philips N.V. (Royal Philips)  
All rights reserved.

Specifications are subject to change without notice. Trademarks are the property of Koninklijke Philips N.V. (Royal Philips) or their respective owners.

[www.philips.com/lighting](http://www.philips.com/lighting)

2014, March 31  
data subject to change